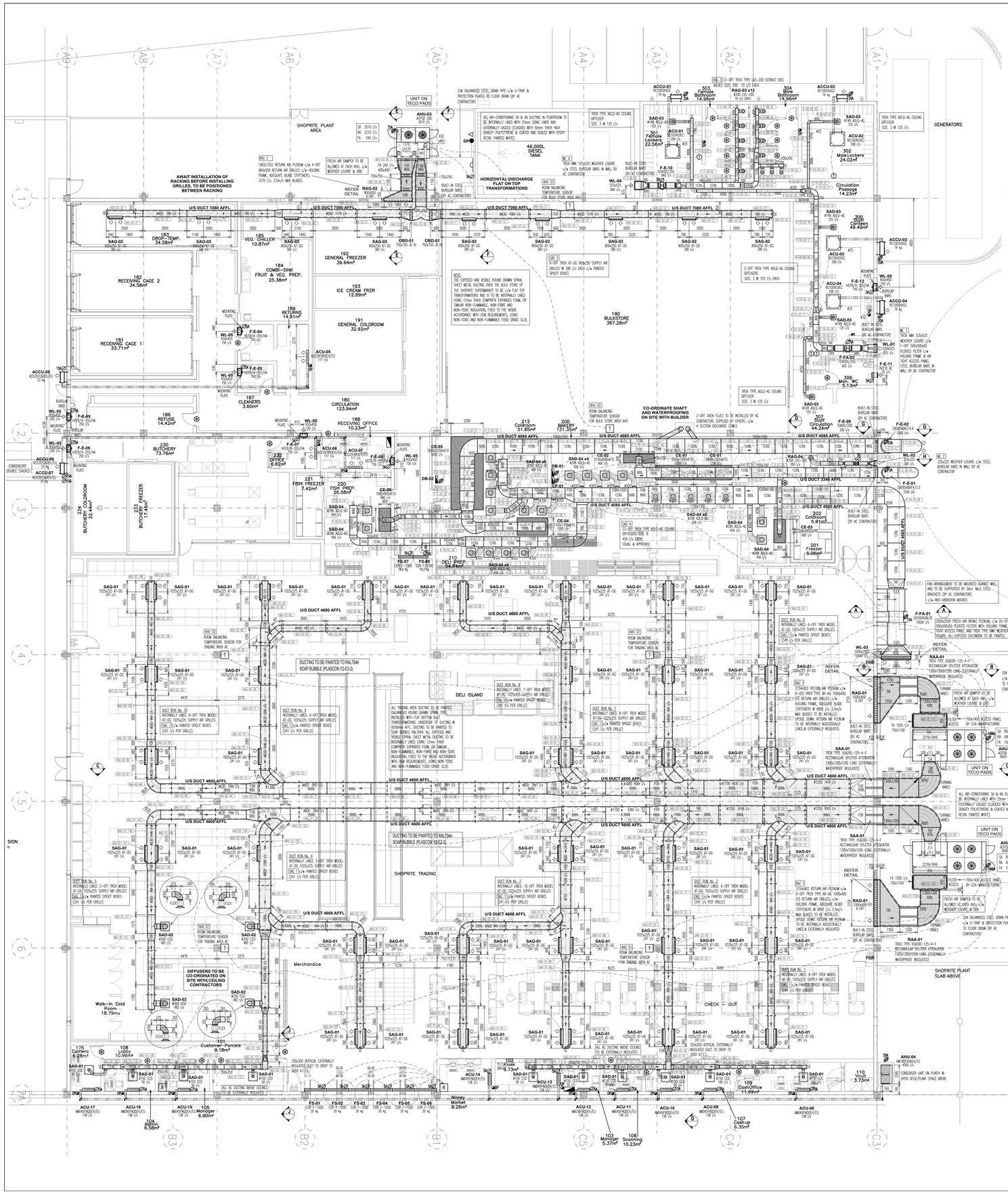


| Fan Schedule | | | | | | | | | | | | | | |
|---|---|---|---|---|---|---|---|---|---|---|---|---|---|---|
| Code | Type | Purpose | Make | Model | Diameter /Size | Area Served | Quantity | Air Quantity (l/s) | Static Pressure (Pa) | Total Pressure (Pa) | Power | Peak Power (kW) | Motor (kW) | Current (A) |
| F-FA-01 | Axial Flow | Make-Up Air | AMS | EA1004GA6/8 | 1000mm | Kitchen | 10500 | 356.00 | 463.2 | 3 Phase / 50 Hz | 5.84 | 6.00 | 14.70 | 2-Off / 1500mm |
| F-FA-02 | Mixvent In-line | Fresh Air | AMS | TD 4000/355 | 355mm | Canteen | 625 | 150.00 | 174.2 | 1 Phase / 50 Hz | 0.34 | 0.34 | 1.50 | 2-Off / 600mm |
| F-E-01 | Axial Flow | Canopy Extract | AMS | EA0714BP14/2.4 | 710mm | Deli & Fish Extract | 3700 | 293.00 | 345.0 | 3 Phase / 50 Hz | 2.15 | 2.40 | 4.80 | 2-Off / 1065mm |
| F-E-02 | Axial Flow | Canopy Extract | AMS | EA0906BA7/4.4 | 900mm | Bakery Extract | 7300 | 204.00 | 333.0 | 3 Phase / 50 Hz | 3.35 | 3.30 | 8.50 | 2-Off / 1350mm |
| F-E-03 | Wall Mounted | Extract | AMS | HCFB/4-355/HA | 355mm | Cleaners | 150 | 70.00 | 71.38 | 1 Phase / 50 Hz | 0.199 | 0.200 | 0.96 | N/A |
| F-E-04 | Wall Mounted | Extract | AMS | HCFB/4-355/HA | 355mm | Returns Office | 150 | 70.00 | 71.38 | 1 Phase / 50 Hz | 0.199 | 0.200 | 0.96 | N/A |
| F-E-05 | Wall Mounted | Extract | AMS | HCFB/4-355/HA | 355mm | Refuse | 250 | 70.00 | 73.83 | 1 Phase / 50 Hz | 0.199 | 0.200 | 0.96 | N/A |
| F-E-06 | Wall Mounted | Extract | AMS | HCFB/4-355/HA | 355mm | Butchery | 250 | 70.00 | 73.83 | 1 Phase / 50 Hz | 0.199 | 0.200 | 0.96 | N/A |
| F-E-07 | Wall Mounted | Extract | AMS | HCFB/4-355/HA | 355mm | Butchery Office | 150 | 70.00 | 71.38 | 1 Phase / 50 Hz | 0.199 | 0.200 | 0.96 | N/A |
| F-E-08 | Wall Mounted | Extract | AMS | HCFB/4-355/HA | 355mm | Receiving Office | 150 | 70.00 | 71.38 | 1 Phase / 50 Hz | 0.199 | 0.200 | 0.96 | N/A |
| F-E-09 | Mixvent In-line | Extract | AMS | TD 800/200 | 196mm | Flour/General Store | 200 | 100.00 | 125.30 | 1 Phase / 50 Hz | 0.139 | 0.140 | 0.60 | 2-Off / 600mm |
| F-E-10 | Mixvent In-line | Extract | AMS | TD 4000/355 | 355mm | Changing Rooms | 840 | 125.00 | 143.10 | 1 Phase / 50 Hz | 0.259 | 0.260 | 1.30 | 2-Off / 600mm |
| F-E-11 | Wall Mounted | Extract | AMS | HV 230 AE | 230mm | Man WC | 35 | 40.00 | 40.43 | 1 Phase / 50 Hz | 0.0200 | 0.0300 | 0.15 | N/A |
| F-E-12 | Wall Mounted | Extract | AMS | HCFB/4-355/HA | 355mm | Canteen | 150 | 70.00 | 71.38 | 1 Phase / 50 Hz | 0.199 | 0.200 | 0.96 | N/A |
| FS-01 | Air Curtain | Air Curtain | AMS | CORF-1500 | 1500mm | Main Entrance | N/A | N/A | N/A | 1 Phase / 50 Hz | N/A | 5.00 | N/A | 1 |
| FS-02 | Air Curtain | Air Curtain | AMS | CORF-1500 | 1500mm | Main Entrance | N/A | N/A | N/A | 1 Phase / 50 Hz | N/A | 5.00 | N/A | 1 |
| FS-03 | Air Curtain | Air Curtain | AMS | CORF-1500 | 1500mm | Main Entrance | N/A | N/A | N/A | 1 Phase / 50 Hz | N/A | 5.00 | N/A | 1 |
| FS-04 | Air Curtain | Air Curtain | AMS | CORF-1500 | 1500mm | Main Entrance | N/A | N/A | N/A | 1 Phase / 50 Hz | N/A | 5.00 | N/A | 1 |
| FS-05 | Air Curtain | Air Curtain | AMS | CORF-1500 | 1500mm | Main Entrance | N/A | N/A | N/A | 1 Phase / 50 Hz | N/A | 5.00 | N/A | 1 |
| FS-06 | Air Curtain | Air Curtain | AMS | CORF-1500 | 1500mm | Main Entrance | N/A | N/A | N/A | 1 Phase / 50 Hz | N/A | 5.00 | N/A | 1 |
| FS-07 | Air Curtain | Air Curtain | AMS | CORF-1000 | 1000mm | Main Entrance | N/A | N/A | N/A | 1 Phase / 50 Hz | N/A | 5.00 | N/A | 1 |
| FS-08 | Air Curtain | Air Curtain | AMS | CORF-1000 | 1000mm | Main Entrance | N/A | N/A | N/A | 1 Phase / 50 Hz | N/A | 5.00 | N/A | 1 |

| Equipment Schedule | | | | | | | |
|---|---|---|---|---|---|---|---|
| Code | Type | Purpose | Make | Model | Size | Count | Notes |
| SAG-01 | Constant Air Volume Double Deflection with OBD | Supply Air Grille | Trox | AT-DG | 1025x225 @ 241 l/s each | 60 | c/w insulated shoe and spigot box, RAL 7044 or Plascon YZ-E2-2 |
| SAG-02 | Constant Air Volume Double Deflection with OBD | Supply Air Grille | Trox | AT-DG | 900x250 @ 390 l/s each | 9 | c/w insulated shoe and spigot box, RAL 7044 or Plascon YZ-E2-2 |
| RAG-01 | Curved Blade Return Air Grille | Return Air grille | Trox | AR-AG | 1000x400 @ 1133 l/s each | 12 | Colour White |
| RAG-02 | Curved Blade Return Air Grille | Return Air grille | Trox | AR-AG | 900x500 @ 818 l/s each | 4 | Colour White |
| RAG-03 | Ceiling Mounted Disc Valve | Disc Valve | Trox | LVS-200 | 200 @ 70 l/s each | 12 | Colour White |
| RAG-04 | Ceiling Mounted Disc Valve | Disc Valve | Trox | LVS-250 | 250 @ 200 l/s | 1 | Colour White |
| SAD-01 | Var-disk | Supply Air Diffuser | Rickard | CCD-150 | Neck Diameter 153 @ 50 l/s & 100 l/s | 10 | Colour White |
| SAD-02 | Var-disk | Supply Air Diffuser | Rickard | CRD-350 | Neck Diameter 346 @ 482 l/s | 4 | Colour White |
| SAD-03 | 4-Way Blow | Supply Air Diffuser | Trox | ADLQ-AG | Size 3 @ 125 l/s each | 5 | c/w spigot box & OBD / Colour White |
| SAD-04 | 4-Way Blow | Supply Air Diffuser | Trox | ADLQ-AG | Size 8 @ 456 l/s each | 23 | c/w spigot box & OBD / Colour White. |
| WL-01 | Weather Louvre | Weather Louvre | Trox | AWK | 525x525 @ 625 l/s | 1 | c/w bird screen & built in burglar bars, natural anodised aluminium finish |
| WL-02 | Weather Louvre | Weather Louvre | Trox | AWK | 325x325 @ 200 l/s | 1 | c/w bird screen & built in burglar bars, natural anodised aluminium finish |
| WL-03 | Weather Louvre | Weather Louvre | Trox | AWK | 2000x2500 @ 10000 l/s | 1 | c/w bird screen & built in burglar bars, natural anodised aluminium finish |
| WL-04 | Weather Louvre | Weather Louvre | Trox | AWK | 525x525 @ 420 l/s | 1 | c/w bird screen & built in burglar bars, natural anodised aluminium finish |
| WL-05 | Weather Louvre | Weather Louvre | Trox | AWK | 450x450 @ 250 l/s & 150 l/s | 7 | c/w bird screen & built in burglar bars, natural anodised aluminium finish |
| OBD-01 | Opposed Blade | Manual Damper | Trox | JE-8 | 750x750 | 2 | c/w position indicator, locking quadrant & airtight access panels |
| SAA-01 | Rectangular Straight Splitter | Sound Attenuator | Trox | DS20-200 | 1250x1250x1200 Long | 2 | externally insulated & cladded |
| RAA-01 | Rectangular Straight Splitter | Sound Attenuator | Trox | DS20-200 | 1250x1250x1200 Long | 2 | externally insulated & cladded |
| SAA-02 | Rectangular Straight Splitter | Sound Attenuator | Trox | DS20-150 | 800x750x1200 Long | 1 | externally insulated & cladded |
| RAA-02 | Rectangular Straight Splitter | Sound Attenuator | Trox | DS20-150 | 800x750x1200 Long | 1 | externally insulated & cladded |

| Air Conditioning Units Schedule | | | | | | | | | | | | |
|---|---|---|---|---|---|---|---|---|---|---|---|---|
| Code | Type | Make | Indoor Model | Area Served | Air Quantity (l/s) | Power | Cooling (kW) | Current (A) | Count | Outdoor Model | Power | Current (A) | Count |
| ACU-01 | Cassette | Samsung | NS100ASXEC | Female Lockers | 358.33 | 220-240.50Hz | 10.0 | - | 1 | RC100SHXGC | 380-415.50hZ | 16.88 | 1 |
| ACU-02 | Cassette | Samsung | NS100ASXEC | Male Lockers | 358.33 | 220-240.50Hz | 10.0 | - | 1 | RC100SHXGC | 380-415.50hZ | 16.88 | 1 |
| ACU-03 | Cassette | Samsung | NS100ASXEC | Staff Canteen | 358.33 | 220-240.50Hz | 10.0 | - | 1 | RC100SHXGC | 380-415.50hZ | 16.88 | 1 |
| ACU-04 | Cassette | Samsung | NS100ASXEC | Staff Canteen | 358.33 | 220-240.50Hz | 10.0 | - | 1 | RC100SHXGC | 380-415.50hZ | 16.88 | 1 |
| ACU-05 | Midwall Split | Samsung | AC035FBDKEH/EU | Returns Office | 116.66 | 220-240.50Hz | 3.5 | - | 1 | AC035FCADEH/EU | 220-240.50Hz | 12.50 | 1 |
| ACU-06 | Midwall Split | Samsung | AC035FBDKEH/EU | Butchery office | 116.66 | 220-240.50Hz | 3.5 | - | 1 | AC035FCADEH/EU | 220-240.50Hz | 12.50 | 1 |
| ACU-07 | Midwall Split | Samsung | AC035FBDKEH/EU | Receiving Office | 116.66 | 220-240.50Hz | 3.5 | - | 1 | AC035FCADEH/EU | 220-240.50Hz | 12.50 | 1 |
| ACU-08 | Midwall VRF | Samsung | AM045FNQDEH/EU | Cash Office | 138.33 | 220-240.50Hz | 5.2 | 0.18 | 1 | | | | |
| ACU-09 | Midwall VRF | Samsung | AM045FNQDEH/EU | Cash Up | 138.33 | 220-240.50Hz | 5.2 | 0.18 | 1 | | | | |
| ACU-10 | Midwall VRF | Samsung | AM045FNQDEH/EU | Scanning | 138.33 | 220-240.50Hz | 5.2 | 0.18 | 1 | | | | |
| ACU-11 | Midwall VRF | Samsung | AM045FNQDEH/EU | Scanning | 138.33 | 220-240.50Hz | 5.2 | 0.18 | 1 | | | | |
| ACU-12 | Midwall VRF | Samsung | AM036FNQDEH/EU | Manager | 138.33 | 220-240.50Hz | 3.6 | 0.18 | 1 | AM180FXVAGH/EU | 380-415.50hZ | 50 | 1 |
| ACU-13 | Midwall VRF | Samsung | AM045FNQDEH/EU | Kiosk | 138.33 | 220-240.50Hz | 5.2 | 0.18 | 1 | | | | |
| ACU-14 | Midwall VRF | Samsung | AM045FNQDEH/EU | Money Market | 138.33 | 220-240.50Hz | 5.2 | 0.18 | 1 | | | | |
| ACU-15 | Midwall VRF | Samsung | AM045FNQDEH/EU | Manager | 138.33 | 220-240.50Hz | 5.2 | 0.18 | 1 | | | | |
| ACU-16 | Midwall VRF | Samsung | AM045FNQDEH/EU | Admin | 138.33 | 220-240.50Hz | 5.2 | 0.18 | 1 | | | | |
| ACU-17 | Midwall VRF | Samsung | AM045FNQDEH/EU | Camera | 138.33 | 220-240.50Hz | 5.2 | 0.18 | 1 | | | | |

| AHU Schedule | | |
|---|---|---|
| Reference | AHU-01 & AHU-02 | |
| Type of Unit | Air Cooled Rooftop Package Cooling Only R407c | |
| Qty Required | 2 | |
| Model | ACPSB 760 | |
| Total Capacity | 183 Kw | |
| Sensible Capacity | 128 Kw | |
| On Coil Temp db/wb | 24.7 Deg. C 18.5 Deg. C | |
| Off Coil Temp db/wb | 12.5 Deg. C 12.2 Deg. C | |
| Supply Air Quantity | 8.50 m3/s | |
| Fresh Air Qty | 1.50 m3/s | |
| Ambient Temp | 40 Deg. C | |
| Altitude | 159 m | |
| External Static | 250 Pa | |
| Electric Heating | 0 kW | |
| Unit Dimensions and Weights | L - 5036mm | |
| | W - 2134mm | 3068 kg |
| | H - 2184mm | |
| Nominal Current | 131 A | |
| Main isolator Size | 189 A | |
| Reference | AHU-03 | |
| Type of Unit | Air Cooled Rooftop Package Cooling Only R407c | |
| Qty Required | 1 | |
| Model | ACPSB 290 | |
| Total Capacity | 75 Kw | |
| Sensible Capacity | 52 Kw | |
| On Coil Temp db/wb | 24.7 Deg. C 18.5 Deg. C | |
| Off Coil Temp db/wb | 12.7 Deg. C 12.3 Deg. C | |
| Supply Air Quantity | 3.51 m3/s | |
| Fresh Air Qty | 0.24 m3/s | |
| Ambient Temp | 40 Deg. C | |
| Altitude | 159 m | |
| External Static | 250 Pa | |
| Electric Heating | 0 kW | |
| Unit Dimensions and Weights | L - 2261mm | |
| | W - 2108mm | 1364 kg |
| | H - 1626mm | |
| Nominal Current | 52 A | |
| Main isolator Size | 75 A | |
| Reference | AHU-04 | |
| Type of Unit | VRF | |
| Qty Required | 1 | |
| Model | AM180FXVAGH/EU | |
| Total Capacity | 50.40 Kw | |
| Total Heating | 56.70 kW | |
| Supply Air Quantity | 4500 l/s | |
| Unit Dimensions and Weights | 1295x1695x765 | |
| | 300 kg | |
| Current Input (Nominal) | Cooling 20.7 A | |
| | Heating 19.10 A | |
| Max.Current Input | 48.9 A | |
| Main Isolator Size | 50 A | |

| Burglar Bars Schedule | |
|---|---|
| Size | Quantity |
| 3144x892 | 2 |
| 1190x1090 | 1 |
| 690x690 | 1 |
| 990x990 | 1 |
| 515x515 | 2 |
| 440x440 | 7 |
| 740x740 | 1 |
| 1892x1192 | 1 |

## DUCTWORK NOTES:

1. ALL DUCT WORK TO BE MANUFACTURED TO S.A.N.S 1238:/05 STANDARDS.
2. ALL EXPOSED SUPPLY AIR DUCTWORK TO BE ROUND SPIRAL DUCTING, INTERNALLY INSULATED WITH 12mm COMPRITX.
3. ALL A.C. DUCTING IN PLANTROOMS TO BE INTERNALLY LINED WITH 25mm SONIC LINER & EXTERNALLY CLADDED WITH 50mm HIGH DENSITY POLYSTYRENE & COATED WITH EPOXY RESIN, PAINTED WHITE.
4. ALL A/C DUCTING ABOVE CEILING TO BE EXTERNALLY INSULATED WITH 50mm FOIL FACED FIBREGLASS INSULATION, UNLESS STIPULATED OTHERWISE.
5. ALL VENTILATION DUCTING TO BE UNINSULATED.
6. ALL FLEXIBLE DUCTING TO BE FACTORY PRE-INSULATED. ALL FLEXIBLE DUCTING TO BE FIXED TO SPIGOTS WITH JUBILEE CLAMPS AND STRAPPED WITH DUCT TAPE
7. SPIGOTS TO BE EXTERNALLY INSULATED WITH 25 FOIL FACED FIBREGLASS.
8. ALL HANGERS AND BRACKETS TO BE GALVANISED.
9. ALL DUCTWORK TO BE HUNG ON 40x3 FLATBAR WITH THREADED RODS.
10. FLEXIBLE CONNECTIONS TO BE FITTED TO ALL DUCTING BETWEEN AIRHANDLING AND PACKAGE UNITS, FANS, ETC.

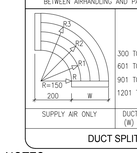


| SUPPLY AIR ONLY | DUCT WIDTH (W) IN MM | SPLITTER RADII R1 | R2 | R3 |
|---|---|---|---|---|
| | 300 TO 600 | 350 | | |
| | 601 TO 900 | 300 | 555 | |
| | 901 TO 1200 | 250 | 450 | 750 |
| | 1201 TO 2400 | 300 | 550 | 950 |

DUCT SPLITTERS

## NOTES

1. FOR SECTIONS AND DETAILS SEE DRAWING AC-563-02
2. ALL WALL OPENINGS & TIMBER FRAMES TO BE BY OTHERS.
3. ALL OPENINGS REQUIRED IN WALLS, SLABS, ROOF, BULKHEAD & CEILINGS & THE MAKING GOOD AFTER THE INSTALLATION OF THE EQUIPMENT INCLUDING ALL COUNTER FLASHING REQUIRED FOR ROOF & PERIMETER WALL PENETRATIONS TO BE BY OTHERS.
4. ALL DOOR GRILLES TO BE SUPPLIED BY THE A/C CONTRACTOR & TO BE HANDED OVER TO THE BUILDER FOR INSTALLATION.
5. ALL SUPPLY AIR GRILLES, SUPPLY AIR DIFFUSERS, RETURN AIR GRILLES, DOOR GRILLES & WEATHER LOUVRES TO BE OF ALUMINIUM & TO THE RELEVANT ARCHITECT'S COLOUR SPECIFICATION.
6. ALL EXPOSED DUCTING & EQUIPMENT TO BE PAINTED TO THE RELEVANT ARCHITECT'S COLOUR SPECIFICATION.
7. ALL WALL MOUNTED AXIAL FLOW EXTRACT FANS TO BE COMPLETE WITH WEATHER LOUVRES WITH BIRD SCREENS & BUILT-IN STEEL BURGLAR BARS WHERE REQUIRED.
8. CONCRETE PLINTH & DRAIN CONNECTIONS TO THE AIR CONDITIONING & VENTILATION PLANTROOMS TO BE BY OTHERS.
9. ALL EQUIPMENT OFFERED TO BE SIMILAR OR EQUAL & APPROVED TO THAT SPECIFIED.
10. ALL FIRE DAMPERS TO BE SUPPLIED & INSTALLED BY A/C CONTRACTOR & TO BE GROUTED IN BY BUILDERS AFTER INSTALLATION.
11. ALL ACCESS PANELS REQUIRED IN CEILINGS, BULKHEADS, SHAFTS, ETC TO BE BY OTHERS.
12. LIGHT FITTINGS FOR CANOPIES ARE TO BE LASCON MODEL C10-136-SS (RATING IP 55) OR SIMILAR.
13. CANOPY LIGHTS ARE TO BE SWITCHED WITH ROOM LIGHTS (BY OTHERS).
14. GREASE FILTER SETS FOR EXHAUST CANOPIES ARE TO BE COMPLETE WITH HOLDING FRAME & DRIP TRAY.
15. REFER TO PART 6 OF THE TENDER DOCUMENT FOR MORE DETAILS ON EXHAUST CANOPIES.
16. REFER TO STRUCTURAL ENGINEERS' DETAILS FOR FIXING OF EQUIPMENT TO CONCRETE SLABS, COLUMNS & ROOF STRUCTURE.
17. THE ELECTRICAL POWER SUPPLY TO & THE SUPPLY & INSTALLATION OF THE STARTER FOR THE DOUGHNUT FRYER EXHAUST CANOPY, AS WELL AS THE WIRING TO & THE SUPPLY & INSTALLATION OF AN ISOLATOR AT THE EXHAUST FAN SHALL BE BY OTHERS.
18. THE COLOUR & FINISH APPLICATION OF ALL THE WEATHER LOUVRES ARE TO BE SPECIFIED BY THE CENTRE ARCHITECTS.
19. ALL WALL MOUNTED EXTRACT FANS MUST BE INSTALLED C/W INSTALLATION PLATES (WHERE REQUIRED) TO MATCH THE WALL OPENINGS & WEATHER LOUVRE SIZES.
20. ALL PLATE AXIAL FLOW WALL MOUNTED EXTRACT FANS ARE TO BE INSTALLED C/W SHEET METAL WALL SLEEVES WITH BUILT-IN STEEL BURGLAR BARS & MATCHING SIZE WEATHER LOUVRES WITH BIRD SCREENS
21. ALL VISIBLE OR EXPOSED REFRIGERATION PIPES FOR SPLIT A/C UNITS TO BE INSTALLED INSIDE WHITE PVC TRUNKING WITH REMOVABLE LID.
22. ALL CONDENSATE DRAIN PIPES FROM EVAPORATOR TO DRAIN POINT TO BE INSULATED AND INSTALLED BY AC CONTRACTOR.

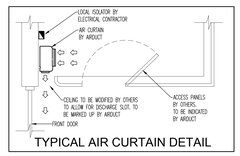


TYPICAL AIR CURTAIN DETAIL

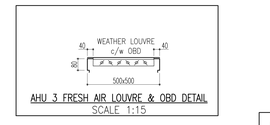


AHU 3 FRESH AIR LOUVRE & OBD DETAIL
SCALE 1:15

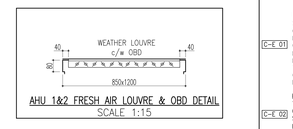


AHU 1&2 FRESH AIR LOUVRE & OBD DETAIL
SCALE 1:15

## LEGEND

- T — ROOM BALANCING TEMPERATURE SENSOR
- DB 1 — WELL VENTILATED ELECTRICAL PANEL,C/W STARTERS & VARIABLE SPEED CONTROLLERS FOR THE BAKERY EXHAUST CANOPY SYSTEM & MAKE-UP AIR SYSTEM BY AC CONTRACTOR. POWER TO BOARD, RETICULATION TO FANS & FINAL CONNECTIONS BY AC CONTRACTOR.
- DB 2 — WELL VENTILATED ELECTRICAL PANEL,C/W STARTERS & VARIABLE SPEED CONTROLLERS FOR THE DELI & FISH PREP EXHAUST CANOPY SYSTEM BY AC CONTRACTOR. POWER TO BOARD, FAN & FINAL CONNECTIONS BY AC CONTRACTOR.
- ON/OFF/TIMER SWITCH (BY AC CONTRACTOR)
- UNDERCUT DOORS (BY OTHERS) TO ARCHITECTS SPECIFICATION
- DP — ø32mm BUILT-IN CONDENSATE DRAIN POINT (BY OTHERS)
- FULLBORE FLOOR DRAIN (BY OTHERS)
- THREE PHASE ELECTRICAL ISOLATOR (BY OTHERS)
- SINGLE PHASE ELECTRICAL ISOLATOR (BY OTHERS)
- R — REMOTE ON/OFF SWITCH
- T — CONTROL THERMOSTAT @ 1700 A.F.F.L. WALL BOX & CONDUIT INTO CEILING VOID ( BY OTHERS)

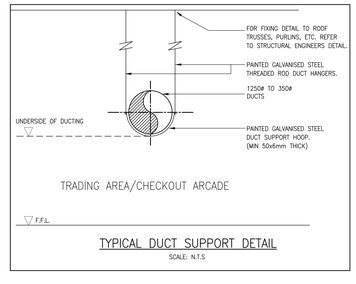


TYPICAL DUCT SUPPORT DETAIL
SCALE: N.T.S

## CANOPY EXHAUST LEGEND

| | |
|---|---|
| C-E 01 | BAKERY OVEN CANOPY<br>2-OFF 2600x1000x610 HIGH STAINLESS STEEL BAKERY OVENS CANOPIES, c/w 4-OFF 400x200 STAINLESS STEEL EXHAUST SPIGOTS EACH, 5-OFF STAINLESS STEEL CARTRIDGE TYPE GREASE FILTERS AND PLUGGED DRAINS EACH. (1250 l/s EACH). U/SIDE OF CANOPY TO BE POSITIONED 50mm ABOVE OVEN DOOR. CANOPY POSITION TO BE COORDINATED WITH OVEN SUPPLIER BY AC CONTRACTOR. CANOPY TO BE INSTALLED AFTER OVEN INSTALLATION. |
| C-E 02 | BAKERY DECK OVEN CANOPY<br>1-OFF 2100x400x610 HIGH STAINLESS STEEL DECK OVEN CANOPY, c/w 1-OFF 400x200 STAINLESS STEEL EXHAUST SPIGOTS, 5-OFF STAINLESS STEEL CARTRIDGE TYPE GREASE FILTERS AND PLUGGED DRAINS EACH. (600 l/s). U/SIDE OF CANOPY TO BE POSITIONED ABOVE OVEN DOOR. 2100 A.F.F.L. CANOPY POSITION TO BE COORDINATED WITH OVEN SUPPLIER BY AC CONTRACTOR. |
| C-E 03 | BAKERY CANOPY<br>1-OFF 1600x800x610 HIGH STAINLESS STEEL DOUGHNUT FRYER EXHAUST CANOPY, c/w 1-OFF 300x200 STAINLESS STEEL EXHAUST SPIGOTS, 3-OFF STAINLESS STEEL CARTRIDGE TYPE GREASE FILTERS, LIGHT FITTINGS AND PLUGGED DRAINS. (600 l/s). U/SIDE OF CANOPY @ 2100mm A.F.F.L. |
| C-E 04 | DELI PREP CHICKEN GRILLER CANOPY<br>1-OFF 2100x1200x610 HIGH STAINLESS STEEL CHICKEN GRILLER EXHAUST CANOPY, c/w 2-OFF 400x300 STAINLESS STEEL EXHAUST SPIGOTS, 4-OFF STAINLESS STEEL CARTRIDGE TYPE GREASE FILTERS, LIGHT FITTINGS AND PLUGGED DRAINS. (1200 l/s). U/SIDE OF CANOPY @ 2100mm A.F.F.L. |
| C-E 05 | DELI PREP ISLAND CANOPY<br>2-OFF 2500x1100x610 HIGH STAINLESS STEEL DELI ISLAND TYPE EXHAUST CANOPY, c/w 4-OFF 850x300 STAINLESS STEEL EXHAUST SPIGOTS. STAINLESS STEEL CARTRIDGE TYPE GREASE FILTERS, LIGHT FITTINGS AND PLUGGED DRAINS. (5500 l/s EXTRACT). U/SIDE OF CANOPY @ 2100mm A.F.F.L. STAINLESS STEEL SKIRTING TO FILL IN BETWEEN CANOPY & CEILING. |
| C-E 06 | FISH PREP FISH FRYER CANOPY<br>1-OFF 1600x800x610 HIGH STAINLESS STEEL FISH EXHAUST CANOPY, c/w 1-OFF 300x200 STAINLESS STEEL EXHAUST SPIGOTS. STAINLESS STEEL CARTRIDGE TYPE GREASE FILTERS, LIGHT FITTINGS AND PLUGGED DRAINS. (600 l/s EXTRACT). U/SIDE OF CANOPY @ 2100mm A.F.F.L. STAINLESS STEEL SKIRTING TO FILL IN BETWEEN CANOPY & CEILING. |

ALL CANOPIES TO HAVE STAINLESS STEEL SKIRTING TO FILL BELOW CEILING. ALL CANOPIES AND SPIGOTS TO BE OF STAINLESS STEEL GRADE 304

ALL CANOPIES TO BE FITTED WITH 50mm DRIP GUTTERS ALL ROUND, c/w PLUG DRAINS.